



48V/240W PoE Industrial Din Rail PoE Power adaptor

IES7000-P240-48V

DIN
Rail



Key Features:

- Industrial 240-watt DIN-Rail mount AC/DC Power supply
- Universal AC input from 90 to 264V AC
- 48 VDC output
- Short circuit, current overload, over-voltage, and over-temperature protection
- High-efficiency of 89%
- Cooling by free air convection
- EN90650-1, EN61000-6-2, and (EN50082-2) approved

Industrial 240-Watt AC to DC Power Supply, DIN-Rail Mount, Choose or 48 Volt Output

The IES7000-P240-48V is a 240-watt industrial DIN-rail mount AC to DC power supply with a choice of voltage output. It features a wide AC input range, high-efficiency, and full load operation over a broad ambient temperature range. The slim, rugged metal case includes a clip that mounts onto standard TS-35/7.5 and TS-35/15 sized DIN rails. Internal circuitry protects against current overload, over-voltage, excessively high temperatures, and short circuits. The IES7000-P240-48V is fully certified to EMC and safety standards like TUV EN60950-1, EN61000-3-2. It fits well into control panels and is ideal for powering Antaira's line of unmanaged and managed Ethernet switches and networking devices.

Stable Performance under Difficult Environments

This DC single output industrial DIN rail power supply units come with such protection features as short circuit, overload, over voltage and over temperature for the stable operation of industrial Ethernet equipment. It uses the free air convection cooling system to prevent operating temperature from rising. Being able to operate under the temperature range from -40 to 85 degrees C (maximum), the DC single output industrial DIN rail power supply units can be placed in almost any difficult environments.

Compact Size with more Practicability and Convenience

New released a series of DC single output industrial DIN rail power supply units to make sure that industrial Ethernet devices, specially designed for the harsh working environment, get DC voltage power easily.

This DC single output industrial DIN rail power supply units accept universal 100-240V AC input voltage and provide 48-56V DC power output with various watt values. Its power supply units are designed in compact size and can be installed on DIN rail installation. It is an ideal and convenient DC power feeding solution for Industrial equipment under heavy Industrial environments.

IES7000-P240-48V

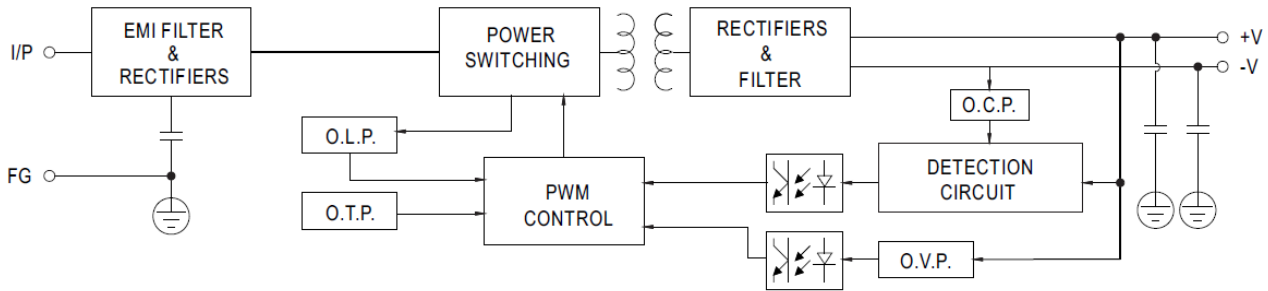
48V/240W PoE Industrial Din Rail power adaptor

Technical Datasheet

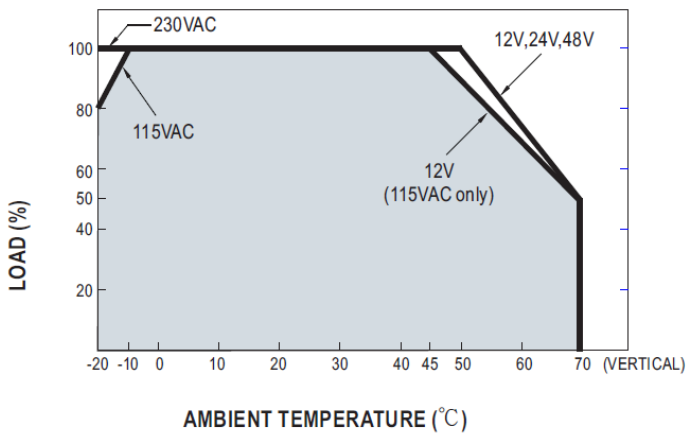
Model	IES7000-P240-48V
Power	
Rated Power	240 watts
Output Voltage	48V/5A
Connection	Input: 3-position terminal block; Output: 4 position terminal block
Input Voltage	90 to 264 VAC 127 to 370 VDC
Overload Protection	105% ~ 130% constant current limiting, auto-recovery
Efficiency	89%
Inrush Current	Cold start, 20 A at 115 VAC, 35 A at 230 VAC
Hold Up Time	60 ms / 230 VAC and 12 ms / 115 VAC at full load
Mechanical	
Dimensions	32 x 125.2 x 102 mm
Weight	0.71 kg (1.1 lbs.)
Shock / Vibration	10 to 500 Hz, 2G 10 min./cycle, 60 min. along X, Y, Z axes; IEC60068-2-6 compliance
Ratings	
Operating Temperature	-40 to 85° C (refer to output derating curve)
Humidity	5 to 95% non-condensing
Safety Standards	TUV EN60950-1, EN60204-1, and EAC TP TC 004 approved
EMC	EN55032 (CISPR32), EN61204-3 Class B, EN61000-3-2,-3, EAC TP TC 020, EN61000-4-2,3,4,5,6,8,11, EN55024, and EN61000-6-2 (EN50082-2)
MTBF	486,200 hours per MIL-HDBK-217F (25°C)

Block Diagram

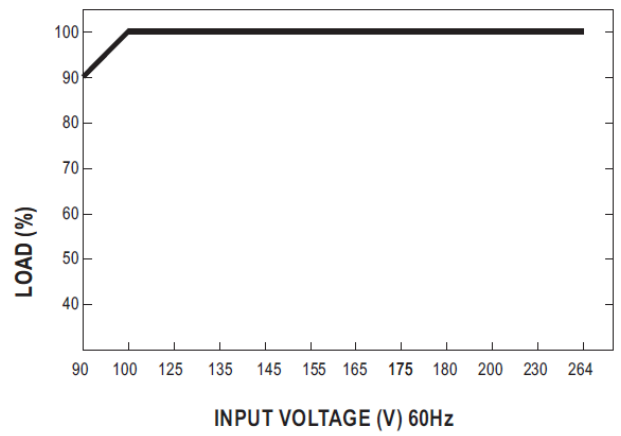
fosc : 70KHz



Derating Curve



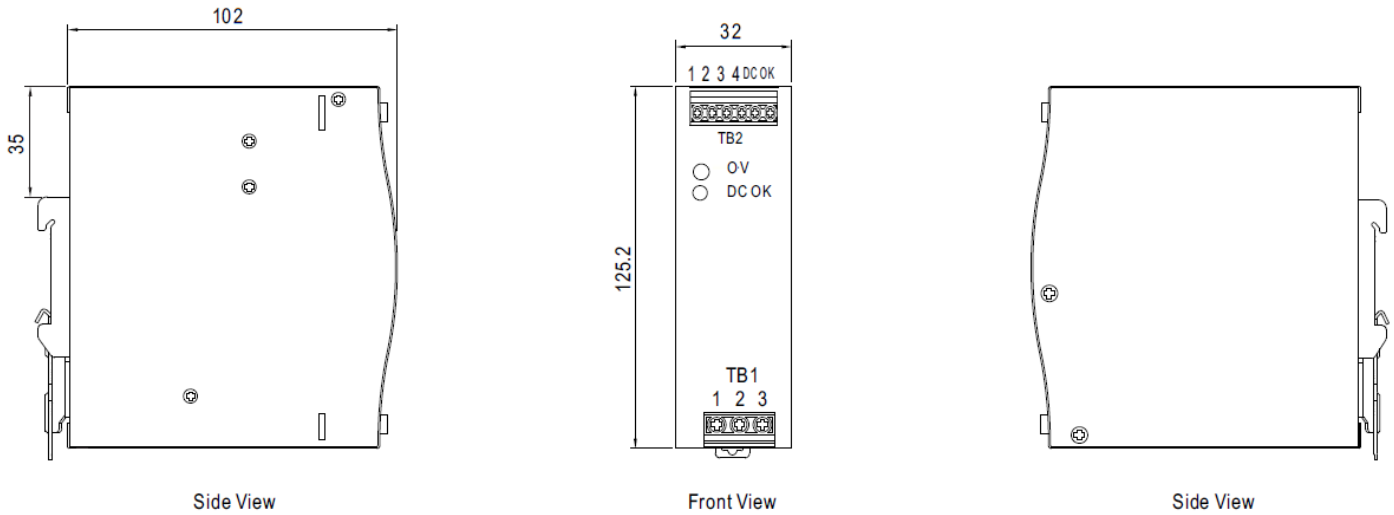
Static Characteristics



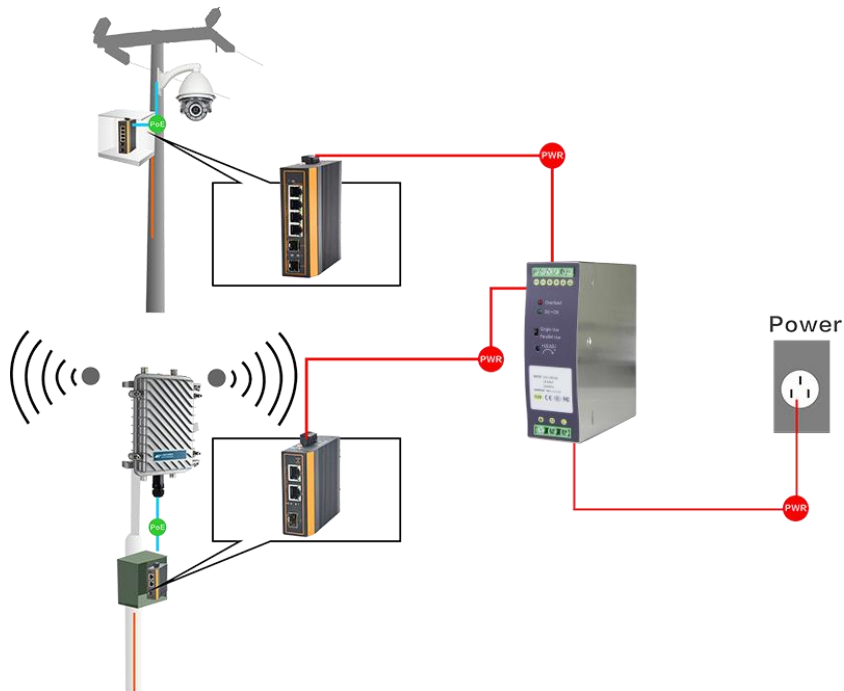
IES7000-P240-48V

48V/240W PoE Industrial Din Rail power adaptor

Mechanical Specification



Applications



Ordering Information

IES7000-P240-48V	Industrial 240-Watt AC to DC Power Supply, DIN-Rail Mount, 48V/5A outputs
------------------	---